ACCESSOIRES / ACCESSORIES / ZUBEHÖR / TOEBEHOREN

POUR VENTOUSES EN APPLIQUE SERIES EF300 & EF550

FOR SURFACE ELECTROMAGNETIC LOCKS EF300 & EF550 SERIES

FÜR aP- FLÄCHENHAFTMAGNETE EF300 & EF550

VOOR VERGRENDELMAGNETEN TE OPBOUWEN REEKS EF300 & EF550

EF550L & EF550L-2

NOTICE DE MONTAGE MOUNTING INSTRUCTIONS MONTAGEANLEITUNG HANDLEIDING

Equerre ajustable en L
Adjustable L-mounting bracket
Montagewinkel -L (verstellbar)
L-verstelbare winkelplaat

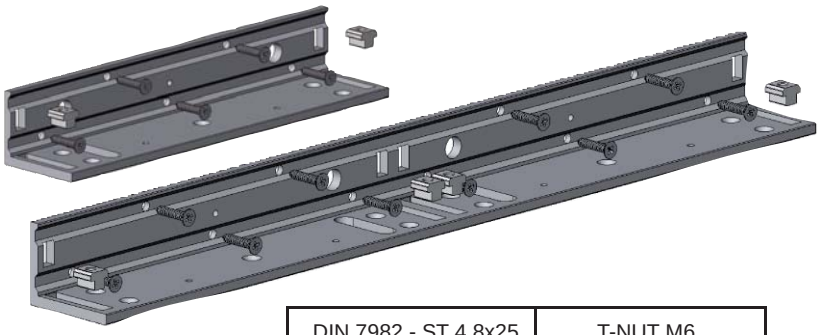

Composition du kit : Kit composed of: Verpackungsinhalt: Kit samenstelling:	DIN 7982 - ST 4,8x25	T-NUT M6
1 x  **EF550L** *pour - for - passend zur - voor :* *série - series - Serie - reeks EF550*	5 x	2 x
1 x  **EF550L-2** *pour - for - passend zur - voor :* *série - series - Serie - reeks EF550-2*	10x	4 x

EF550L

Dimensions
Abmessungen
Afmetingen

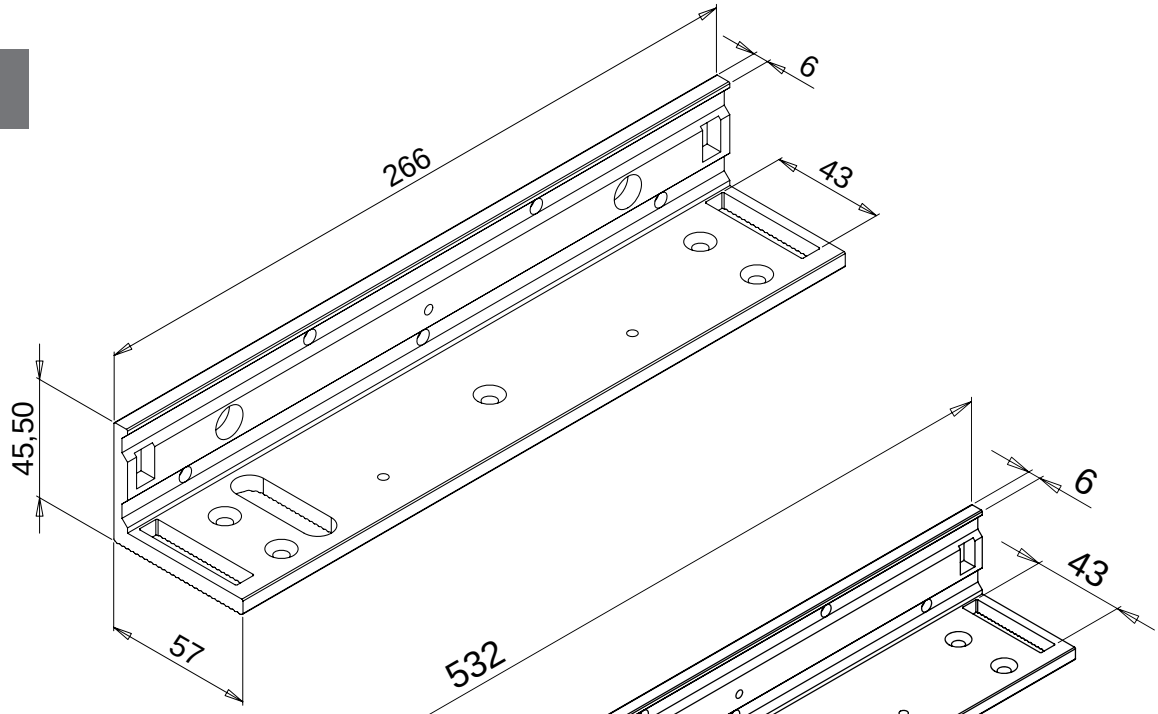

EF550L-2

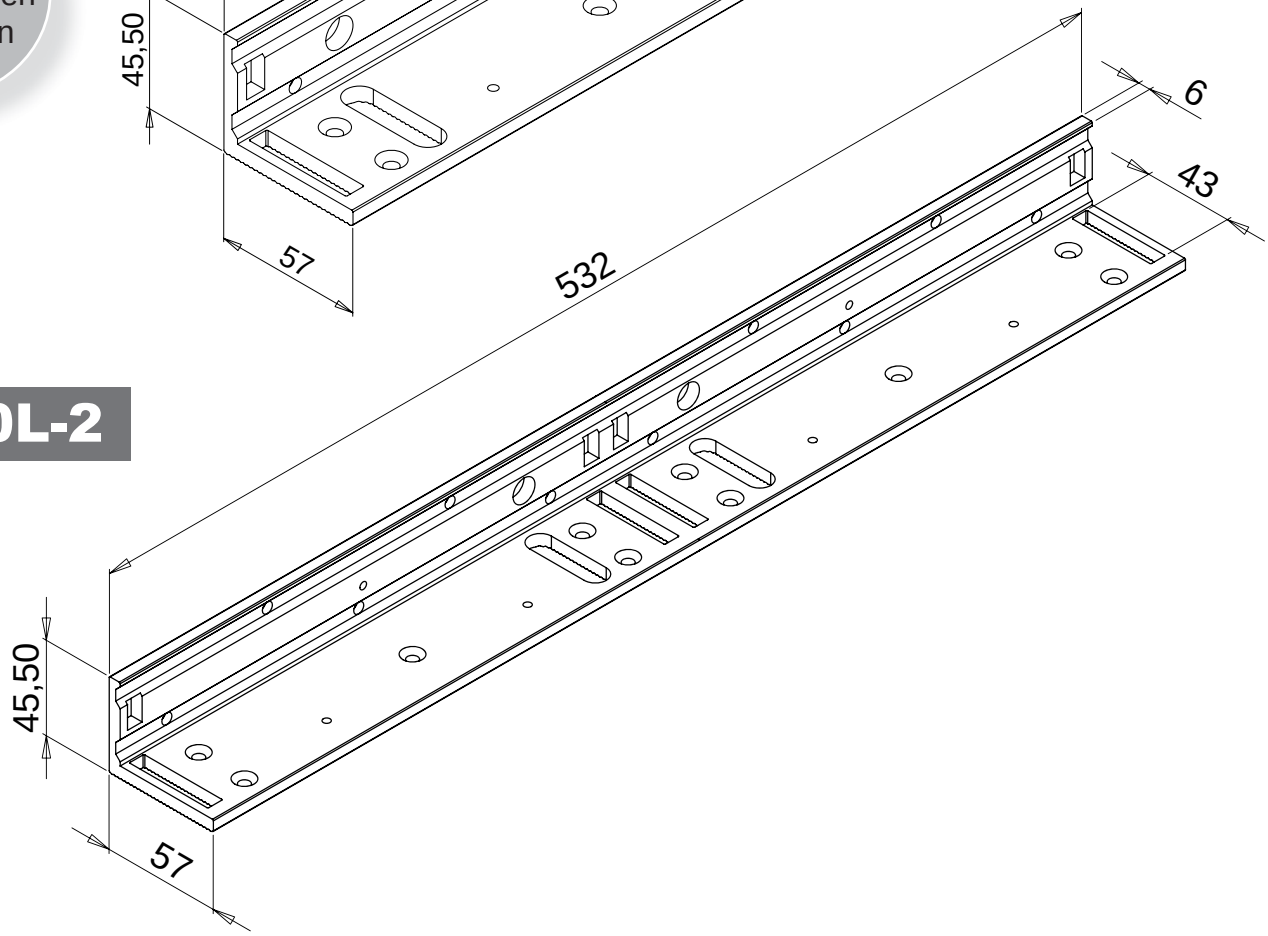

Etape
Step
n°1
Schrittweise
Stap

- ► Démonter la plaque de montage et le cache PCB
- ► Unmount top plate and PCB protect cover
- ► Montageplatte und Elektronik Abdeckung demontieren
- ► Montageplaat en elektronica beschermingsdeksel afschroeven

Etape
Step
n°2
Schrittweise
Stap

MONTAGE
MOUNTING

SUR PORTE POUSSANTE SIMPLE
ON SINGLE PUSH-DOOR
AUF AUSWÄRTS ÖFFNENDE TÜREN
OP EENVOUDIGE DEUR OM TE DUWEN

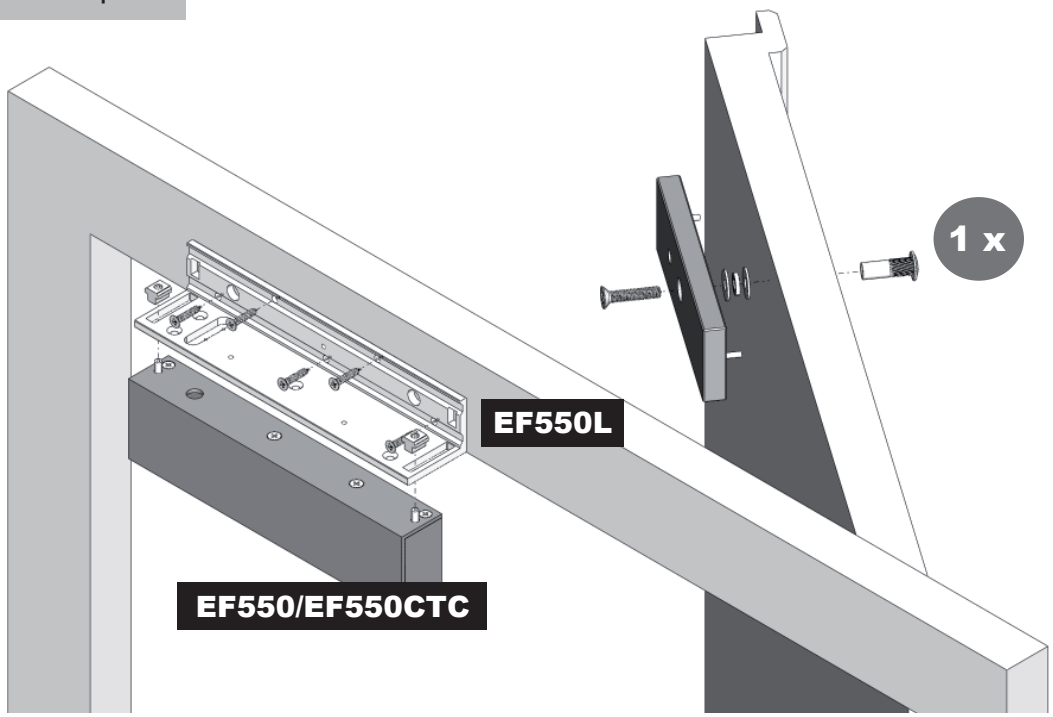

1 x

EF550/EF550CTC
EF550L

En se plaçant côté ventouse
Standing on magnet's side
Magnet sichtbar vom Standort
Standpunt magneetzijde

SUR PORTE TIRANTE SIMPLE
ON SINGLE PULL-DOOR
AUF EINWÄRTS ÖFFNENDE TÜREN
OP EENVOUDIGE DEUR OM TE TREKKEN

EF550/EF550CTC
EF550L
EF300/550Z

1 x

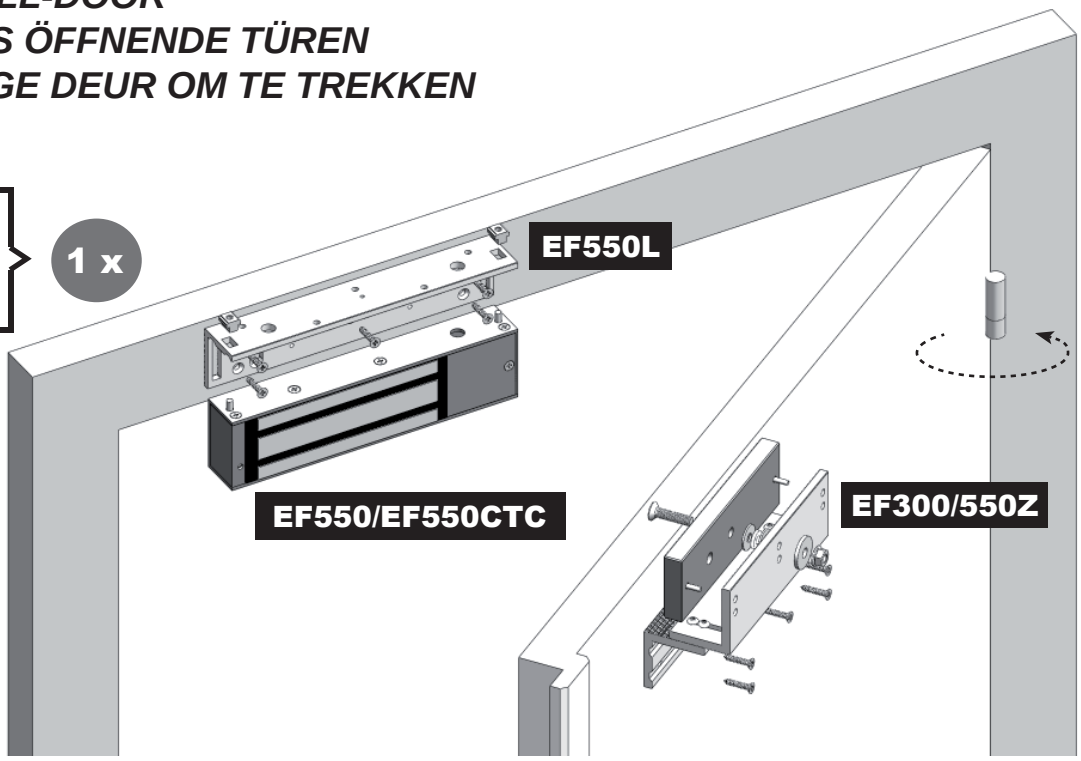

EF550-2/EF550-2CTC
EF550L-2
1 x

SUR PORTES POUSSANTES DOUBLES
ON DOUBLE PUSH-DOORS
AUF AUSWÄRTS ÖFFNENDE DOPPELTÜREN
OP DUBBELE DEUREN OM TE DUWEN

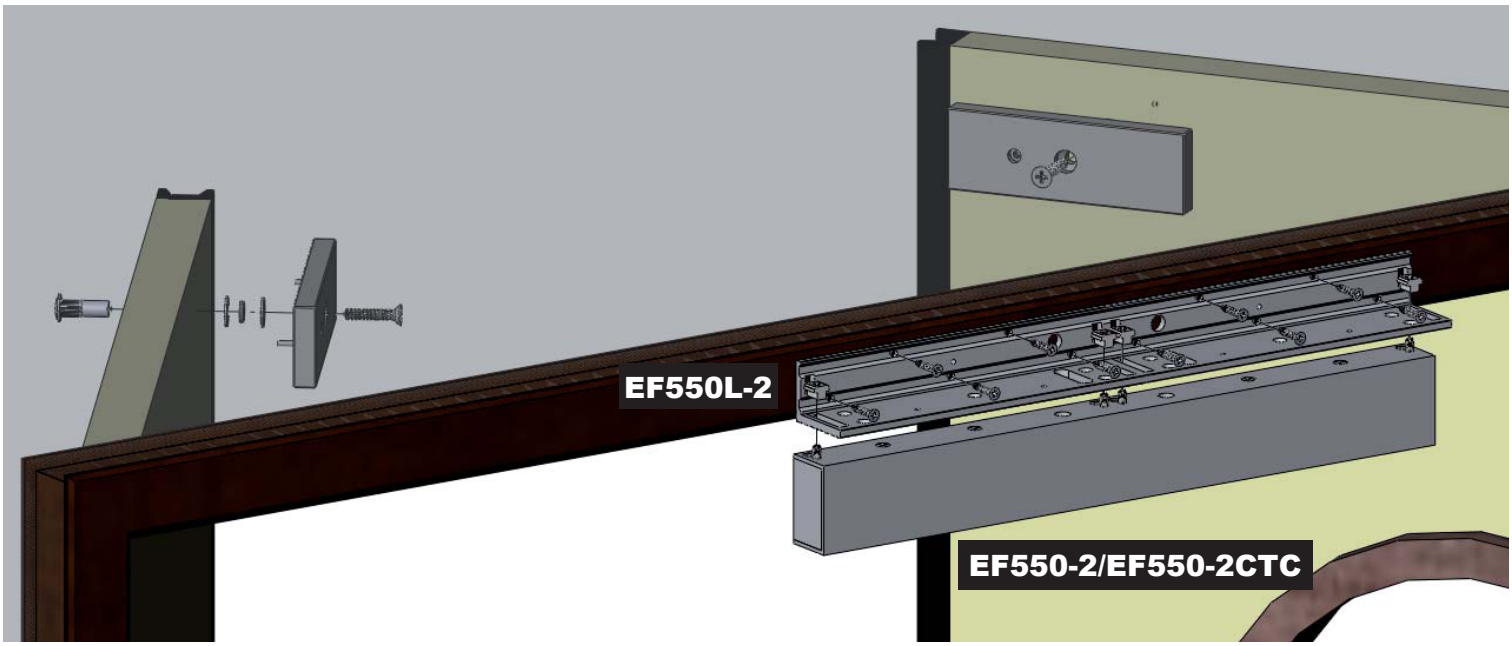

En se plaçant côté ventouse
Standing on magnet's side
Magnet sichtbar vom Standort
Standpunt magneetzijde

SUR PORTES TIRANTES DOUBLES
ON DOUBLE PULL-DOORS
AUF EINWÄRTS ÖFFNENDE DOPPELTÜREN
OP DUBBELE DEUREN OM TE TREKKEN

EF550-2/EF550-2CTC
EF550L-2
1 x
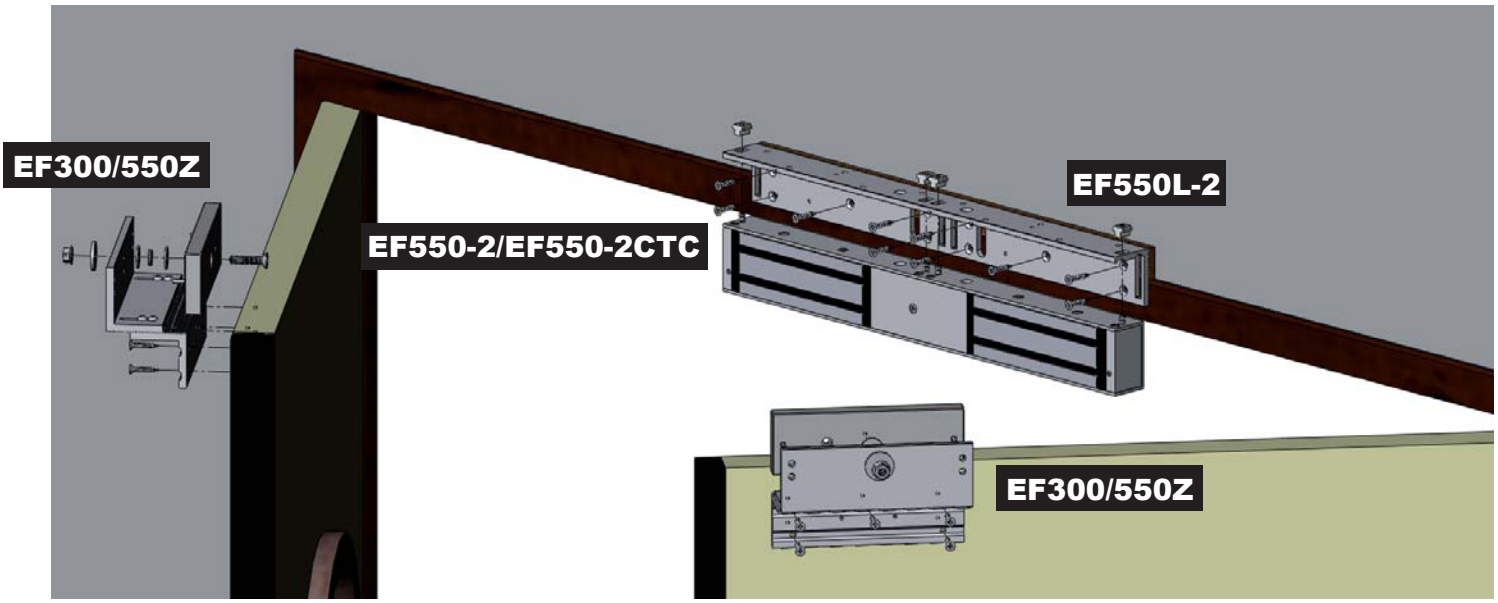
EF300/550Z
2 x